

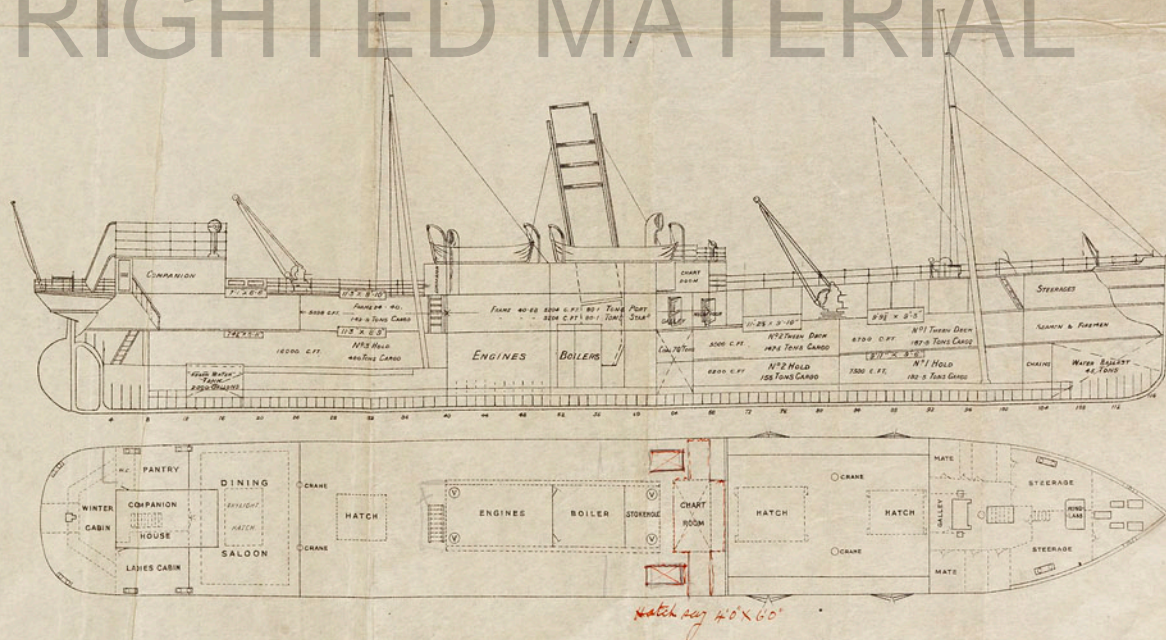
S.S. "PRINCESS LOUISE."

DEADWEIGHT IN TONS FRESHWATER	MEAN DRAFT	DEADWEIGHT IN TONS SEA WATER	MEAN DRAFT	FREBOARD
1200		1200		
1100	XV	1100	15	1
1000		1000		
900	XIV	900	14	2
800		800		
700	XIII	700	13	3
600		600		
500	XII	500	12	4
400		400		
300	XI	300	11	5
200		200		
100	X	100	10	6
0		0		
	IX		9	7
	VIII		8	8
	VII		7	
	VI		6	
	V		5	
	IV		4	
	III		3	
	II		2	
	I		1	

CAPACITIES		TONS	
	C.A. NO	CARGO	
Nº1 HOLD	7100	182	5
Nº1 TWEEN DECK	6700	167	5
Nº2 HOLD	6200	155	0
Nº2 TWEEN DECK	5800	147	5
Nº3 HOLD	16000	400	0
ENGINE & BOILER SPACE+40 (Tween 1)	3204	80	1 Port
	3204	80	1 Starb
TWEEN DECK 24-40	3998	149	3
BUNKER		50 TONS.	
NOTE: CARGO TAKEN AT 40 CUBIC FT PER TON			
COAL	43		
DIMENSIONS OF HATCHES GIVEN CLEAR OF OBSTRUCTIONS.			

Scale $\frac{1}{16}'' = 1 \text{ Foot.}$

DIMENSIONS OF STEAMER 226'32" x 14'



U370/A/26

— S.S. "PYLADES" —

LENGTH BETWEEN PP = 182' 8" FEET. — ENGINES = $\frac{15' \times 25' \times 41"}{30}$

BREADTH ON MAIN DECK = 27' 9" FEET. 1. BOILER [STEEL] = 14' 6" DIA X 10' 6" AT 160 LBS

MOULDED DEPTH = 14' 7"

DEPTH OF HOLD. FOR^o = 12' 3" LIGHT DRAFT = 6' 1"

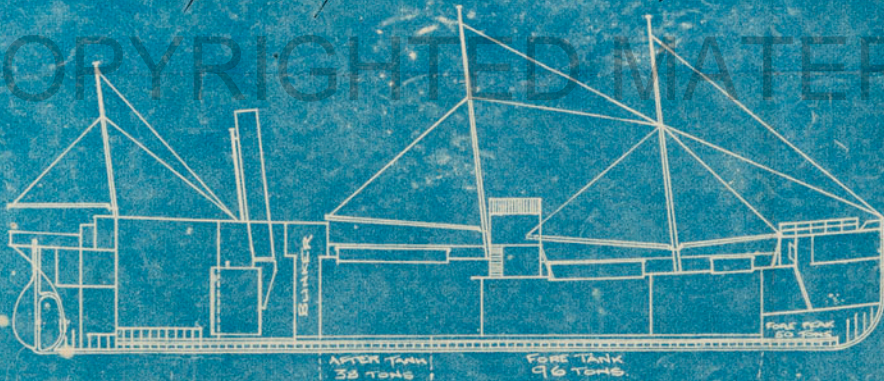
" " " AFT = 16' 8"

CARGO CAPACITY [INSIDE CEILING] = 38037 CU. FT. LOAD DRAFT = 14' 1"

DEADWEIGHT = 980 TONS — SCALE: $\frac{1}{32}$ = 1' 0" —

BUNKERS = 80 TONS

Speed 9/10 knots. Consumption about 12 cwt. best coal.



TACSON N° 187.
BATHING
AUTHOR: Prof. J.

Cork City and County Archives 2015

GENERAL ARRANGEMENT. — S.S. N° 187.

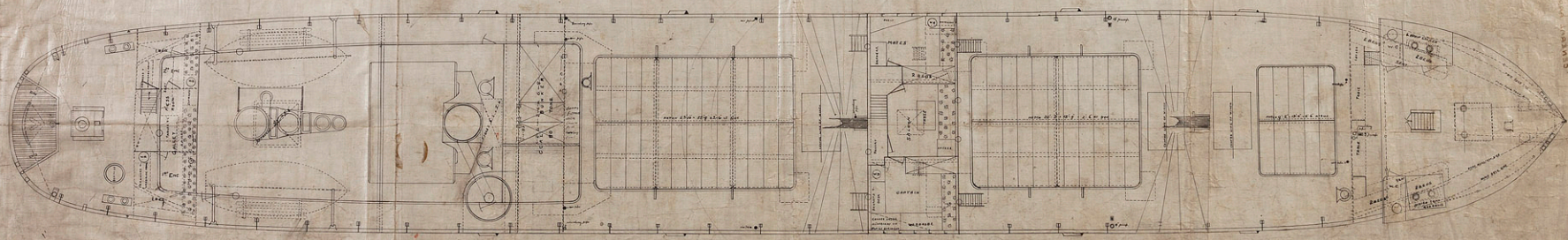
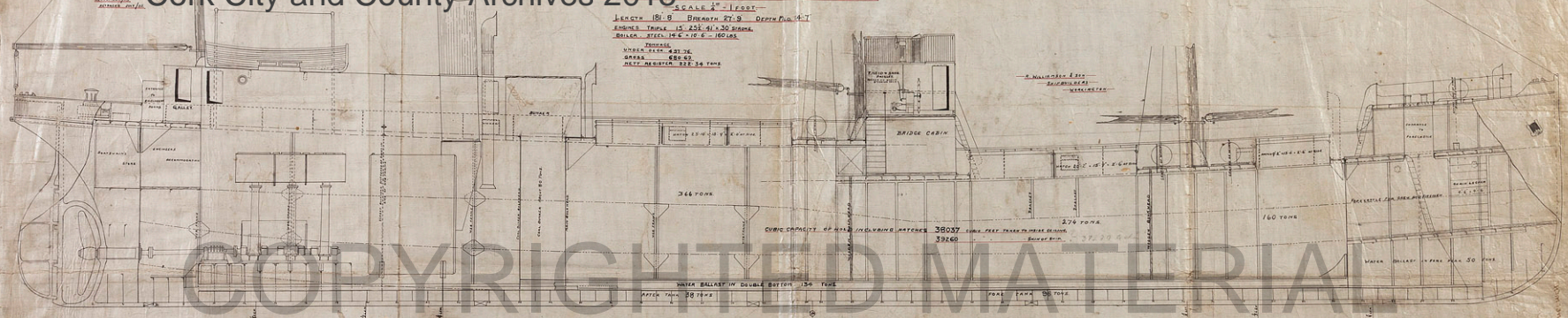
SCALE 1" = 10 FEET


LENGTH 191' 8" BREADTH 27' 9" DEPTH 14' 7"

REGISTER TONNAGE 15,251 41/100 GROSS

NET TONNAGE 14,600 6/100

TONNAGE
UNDER DECK 4,217 76/100
GROSS
NET REGISTER 12,382 84/100



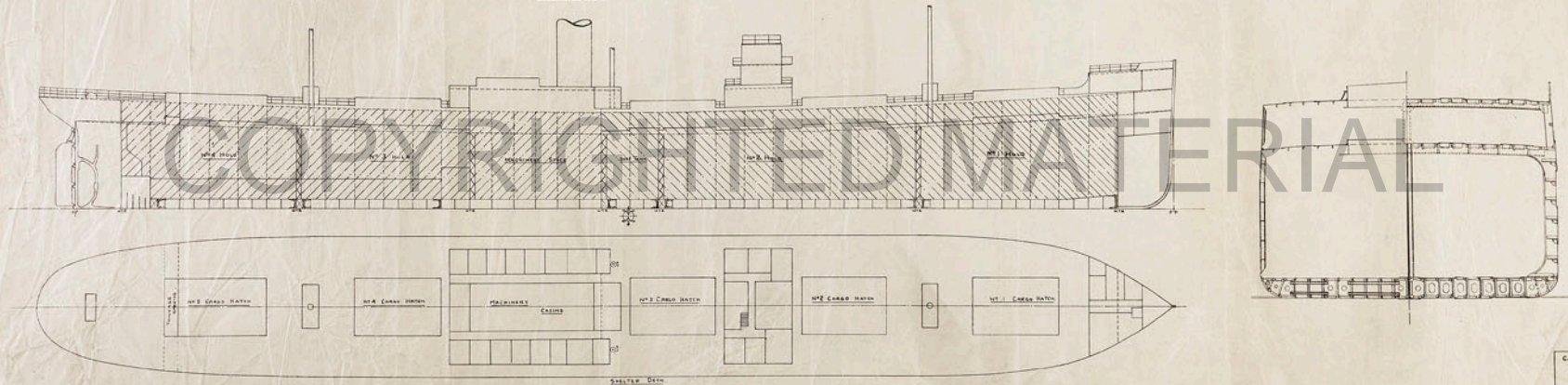


Cork City and County Archives 2015

PROFILE.
SCALE: $\frac{1}{8}'' = 1 \text{ FOOT}$


MIDSHIP SECTION
SCALE: $\frac{1}{2}$ " = 1 FOOT.

A

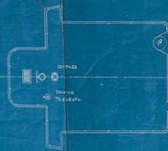


CAMPS & CO.
15, BURY ST.
LONDON EC3
PLAN NO B/22

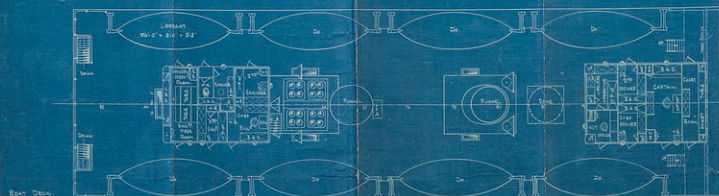
DESCRIPTION OF LIGHT	NO.	REMARKS
HEADLIGHT LIGHT	4	2-82 GP
STERN LIGHT	4	1-82 GP
SIDE LIGHTS	4	2-82 GP
CARGO LIGHTS	1	(2-82 GP 1/2 WATT)
COMPASS LIGHT	1	2-82 GP
E.P. TELEGRAPH	1	2-82 GP
ENGINE ROOM	1	6 PORTABLE 1/2 GP
BOILER ROOM		
TUNNEL		
STATE ROOMS	2	1/2 GP
BALCON	1	" "
PORCH	1	" "
GALLIES	1	" "
STOVE FORWARD	1	PORTABLE
A/C	1	" "
GREENE LIGHT	1	" "
Accommodation	1	" "
CATTLEHENS	1	" "
CAPTAIN	1	1 PORTABLE
CHIEF OFFICER	1	" "
2 ND OFFICER	1	" "
CHIEF ENGINEER	2	1 PORTABLE
2 ND ENGINEER	1	" "
LOVER'S COUNTRY ROOM	1	" "
DANIELSON'S ROOM	1	" "
DRINK AMBULANCE	1	" "
HQ	1	" "
POW. AMBULANCE	2	" "
CATTLE SHED OR USED BQ	18	" "
HOLE AVTIR	8	" "
FOURWARD	1	" "
STEELE'S GRASS HOUSE	1	1 PORTABLE
AT 1/2 GP. FIVE GREENE LIGHTS	5	" "



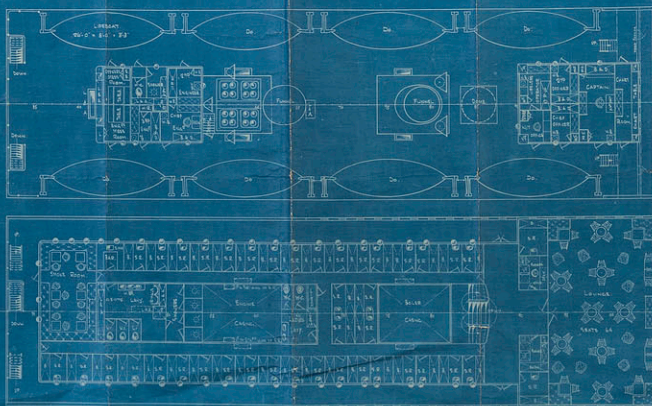
Deck Hatch Plan




Deck Hatch Plan



Deck Plan



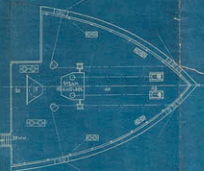
Deck Plan



Deck Hatch Plan



Deck Hatch Plan



Deck Hatch Plan

~Steel Screw Steamer~

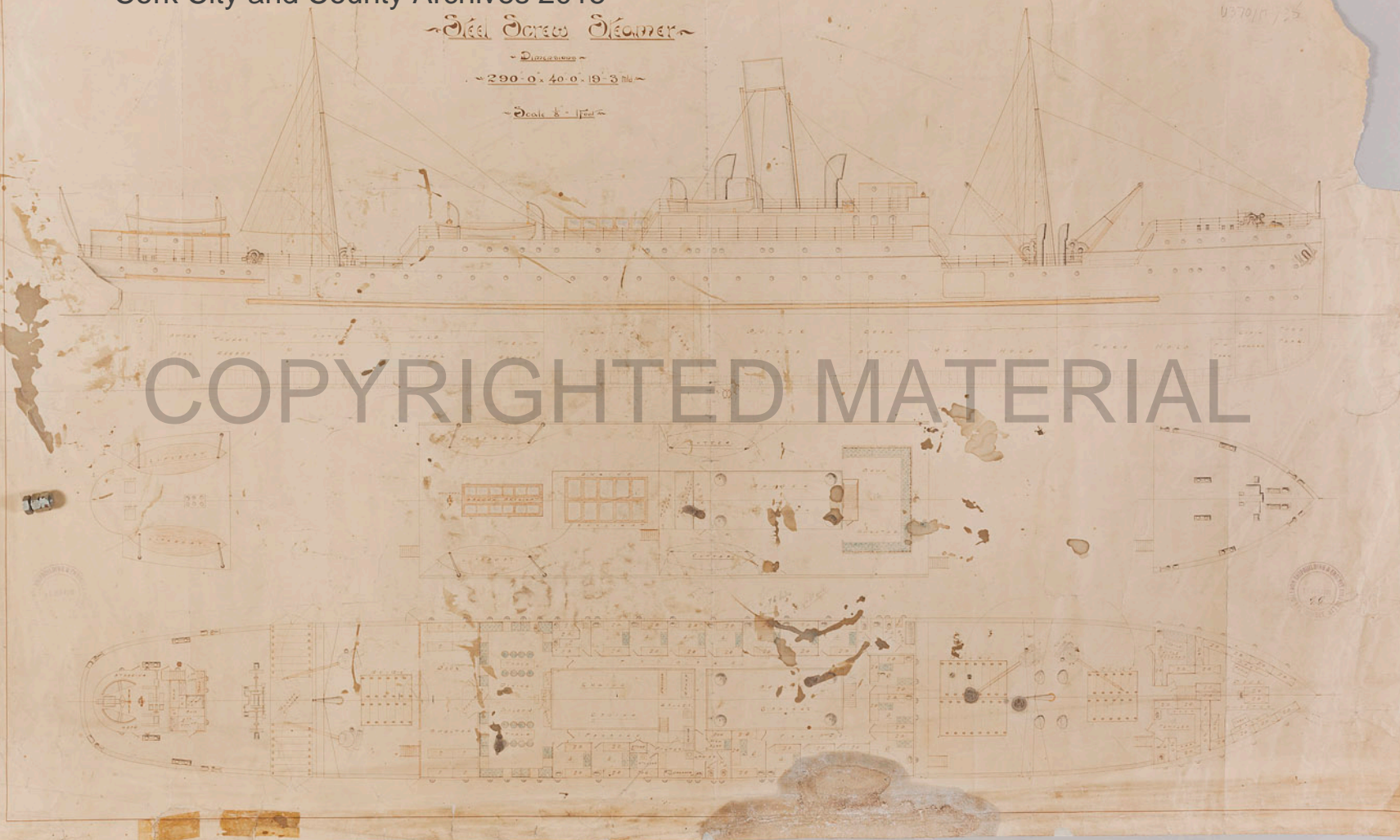
~Dimensions~

~290'-0" x 40'-0" x 19'-3" hd~

~Scale 1" = 10'~

U370/11/25

COPYRIGHTED MATERIAL



S.S. LADY WICKLOW.

\triangle OFF AND FAIR

BOW DAMAGE.

SCALE $\frac{1}{4}$ " = 1 FT.

P No.384